



ALL YOUR IMAGINATIONS CAN BE CREATED

Transformer Series

ALL-IN-ONE FINE PITCH (GOB/SMD/COB/MIP)



PRODUCT OVERVIEW



Transformer Series, an all-in-one LED display featuring automatic opening and closing, is engineered for a highly flexible and demanding market. It's ideally suited for a variety of applications including pop-up command centers, rental, hybrid meeting rooms, education, home theaters, events, road shows, and any other settings requiring a versatile, portable, and easy-to-install display solution.



Installation
Free



Fully Mobile



Adjustable
Height



Customizable



1080p & 4K
UHD




COB
Energy
Efficient

PRODUCT DISPLAY




PRODUCT FEATURES




Installation Free: Designed for convenience and ease of use, this product is pre-configured and ready for immediate use straight from the box. Effortlessly turn it on, swiftly connect your device, and instantly embark on your digital journey.



Fully Mobile: Featuring a sleek, compact design and equipped with smooth-gliding casters, the Transformer Series is specifically crafted to navigate through standard doors and fit comfortably into elevators, offering seamless mobility and hassle-free placement wherever you require.





Adjustable Height: With the included remote control, effortlessly adjust the screen height to match any setting, guaranteeing a clear, uninterrupted viewing experience suitable for any environment.



Customizable: Should 1080p or 4K UHD not meet your specific needs, we are equipped to create a custom display tailored precisely to your unique requirements.

APPLICATIONS



Transformer Series Specification


	T110-2K	T130A-2K	T130B-4K	T136A-2K	T136B-4K
Pixel Pitch (mm)	P1.25	P1.5	P0.75	P1.56	P0.78
Resolution (W×H)	1920×1080	1920×1080	3840×2160	1920×1080	3840×2160
Pixel Configuration	COB (SMD / MIP Optional)				
Display Size (mm)(W×H)	2400×1350	2880×1620	2880×1620	3000×1687.5	3000×1687.5
Overall Size (mm)(W×H×D)	1650×1760×520	2170×2084×520	2170×2084×520	2050×2150×520	2050×2150×520
Max. Power Consumption (W)	≤1460	≤2100	≤2800	≤2280	≤3030
Avg. Power Consumption (W)	≤600	≤840	≤1120	≤900	≤1200
Brightness (nits)	1000				
Interface	HDMI×2, 3.5×1, USB3.0×2, USB2.0×1, RJ45×1				
WIFI Mode	Wifi-5G band×1, Wifi-2.4G band×1, Wifi-AP×1				
Gray Scale (bit)	14~16				
Color Temp (K)	2000~12000				
Control Panel Type	Remote control / Touch panel				
Frame Rate (Hz)	50/60				
Refresh Rate (Hz)	3840~7680				
Working Voltage (V)	AC: 110V~240V, 50~60Hz				
Lifetime (H)	100,000				
Operation Temp (°C)	-10~+40				
Storage Temp (°C)	-25~+60				
Operation Humidity (RH)	10%~80%, no condensation				
Overall Weight (kg)	470	520	520	550	550

The parameter index will change according to the specific situation of the project (the product shall be subjected to the submitted contract specification)

LEDERA TECHNOLOGY CO.,LTD

 (+86)132 4242 5016  www.ledera-tech.com

 bruce@ledera-tech.com

 410A, TINNO Building, No. 33 Xiandong Road, Xili Town,
Nanshan District, Shenzhen 518054